

More Data Types

Everything is an object

- Everything means everything, including functions and classes (more on this later!)
- Data type is a property of the object and not of the variable

```
>>> x = 7
>>> x
7
>>> x = 'hello'
>>> x
'hello'
>>>
```



Numbers: Integers

- Integer – the equivalent of a C long
- Long Integer – an unbounded integer value.

```
>>> 132224
132224
>>> 132323 **
2
17509376329L
>>>
```



Numbers: Floating Point

- `int(x)` converts `x` to an integer
- `float(x)` converts `x` to a floating point
- The interpreter shows a lot of digits

```
>>> 1.23232
1.23232000000000001
>>> print 1.23232
1.23232
>>> 1.3E7
13000000.0
>>> int(2.0)
2
>>> float(2)
2.0
```



Numbers: Complex

- Built into Python
- Same operations are supported as integer and float

```
>>> x = 3 + 2j
>>> y = -1j
>>> x + y
(3+1j)
>>> x * y
(2-3j)
```



String Literals

- + is overloaded to do concatenation

```
>>> x = 'hello'
>>> x = x + ' there'
>>> x
'hello there'
```



String Literals

- Can use single or double quotes, and three double quotes for a multi-line string

```
>>> 'I am a string'
```

```
'I am a string'
```

```
>>> "So am I!"
```

```
'So am I!'
```



Substrings and Methods

```
>>> s = '012345'
>>> s[3]
'3'
>>> s[1:4]
'123'
>>> s[2:]
'2345'
>>> s[:4]
'0123'
>>> s[-2]
'4'
```

- **len**(String) – returns the number of characters in the String
- **str**(Object) – returns a String representation of the Object

```
>>> len(x)
6
>>> str(10.3)
'10.3'
```



String Formatting

- Similar to C's printf
- <formatted string> % <elements to insert>
- Can usually just use %s for everything, it will convert the object to its String representation.

```
>>> "One, %d, three" % 2
'One, 2, three'
>>> "%d, two, %s" % (1,3)
'1, two, 3'
>>> "%s two %s" % (1, 'three')
'1 two three'
>>>
```



Types for Data Collection

List, Set, and Dictionary

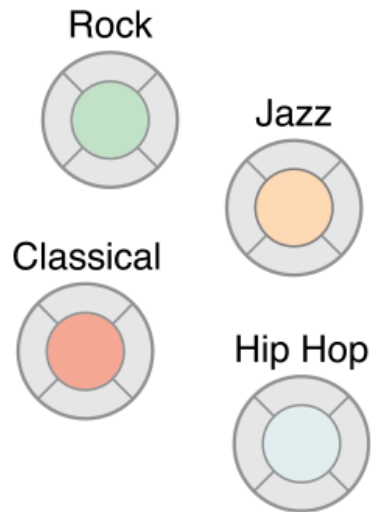
List

Indexes Values

0	Six Eggs
1	Milk
2	Flour
3	Baking Powder
4	Bananas

Set

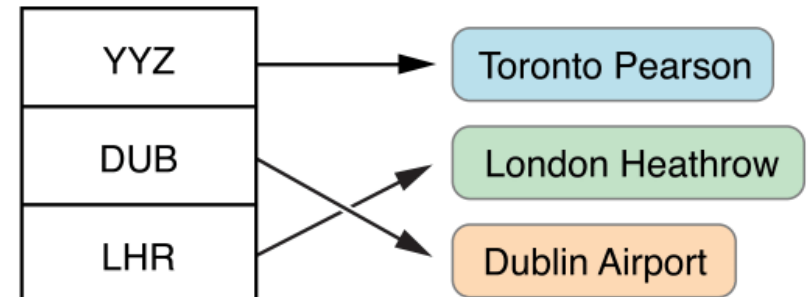
Values



Dictionary

Keys

Values



Ordered

Unordered list

Pairs of values

Lists

- Ordered collection of data
- Data can be of different types
- Lists are *mutable*
- Issues with shared references and mutability
- Same subset operations as Strings

```
>>> x = [1,'hello', (3 + 2j)]
>>> x
[1, 'hello', (3+2j)]
>>> x[2]
(3+2j)
>>> x[0:2]
[1, 'hello']
```



List Functions

- `list.append(x)`
 - Add item at the end of the list.
- `list.insert(i,x)`
 - Insert item at a given position.
 - Similar to `a[i:i]=[x]`
- `list.remove(x)`
 - Removes first item from the list with value x
- `list.pop(i)`
 - Remove item at position I and return it. If no index I is given then remove the first item in the list.
- `list.index(x)`
 - Return the index in the list of the first item with value x.
- `list.count(x)`
 - Return the number of time x appears in the list
- `list.sort()`
 - Sorts items in the list in ascending order
- `list.reverse()`
 - Reverses items in the list



Lists: Modifying Content

- **x[i] = a** reassigns the *i*th element to the value *a*
- Since *x* and *y* point to the same list object, *both* are changed
- The method **append** also modifies the list

```
>>> x = [1,2,3]
>>> y = x
>>> x[1] = 15
>>> x
[1, 15, 3]
>>> y
[1, 15, 3]
>>> x.append(12)
>>> y
[1, 15, 3, 12]
```



Lists: Modifying Contents

- The method **append** modifies the list and returns **None**
- List addition (**+**) returns a new list

```
>>> x = [1,2,3]
>>> y = x
>>> z = x.append(12)
>>> z == None
True
>>> y
[1, 2, 3, 12]
>>> x = x + [9,10]
>>> x
[1, 2, 3, 12, 9, 10]
>>> y
[1, 2, 3, 12]
>>>
```



Using Lists as Stacks

- You can use a list as a stack

```
>>> a = ["a", "b", "c", "d"]
```

```
>>> a
```

```
['a', 'b', 'c', 'd']
```

```
>>> a.append("e")
```

```
>>> a
```

```
['a', 'b', 'c', 'd', 'e']
```

```
>>> a.pop()
```

```
'e'
```

```
>>> a.pop()
```

```
'd'
```

```
>>> a = ["a", "b", "c"]
```

```
>>>
```



Tuples

- Tuples are *immutable* versions of lists
- One strange point is the format to make a tuple with one element:
' ,' is needed to differentiate from the mathematical expression (2)

```
>>> x = (1,2,3)
>>> x[1:]
(2, 3)
>>> y = (2,)
>>> y
(2,)
```



Sets

- A set is another python data structure that is an unordered collection with no duplicates.

```
>>> setA=set(["a","b","c","d"])
```

```
>>> setB=set(["c","d","e","f"])
```

```
>>> "a" in setA
```

```
True
```

```
>>> "a" in setB
```

```
False
```



Sets

```
>>> setA - setB
```

```
{'a', 'b'}
```

```
>>> setA | setB
```

```
{'a', 'c', 'b', 'e', 'd', 'f'}
```

```
>>> setA & setB
```

```
{'c', 'd'}
```

```
>>> setA ^ setB
```

```
{'a', 'b', 'e', 'f'}
```

```
>>>
```



Dictionaries

- A set of key-value pairs
- Dictionaries are *mutable*

```
>>> d= {'one' : 1, 'two' : 2, 'three' : 3}  
>>> d['three']  
3
```



Dictionaries: Add/Modify

- Entries can be changed by assigning to that entry

```
>>> d
{1: 'hello', 'two': 42, 'blah': [1, 2, 3]}
>>> d['two'] = 99
>>> d
{1: 'hello', 'two': 99, 'blah': [1, 2, 3]}
```

- Assigning to a key that does not exist adds an entry

```
>>> d[7] = 'new entry'
>>> d
{1: 'hello', 7: 'new entry', 'two': 99, 'blah': [1, 2, 3]}
```



Dictionaries: Deleting Elements

- The **del** method deletes an element from a dictionary

```
>>> d
{1: 'hello', 2: 'there', 10: 'world'}
>>> del(d[2])
>>> d
{1: 'hello', 10: 'world'}
```




Iterating over a dictionary

```
>>> address={'Wayne': 'Young 678', 'John': 'Oakwood 345',  
            'Mary': 'Kingston 564'}  
>>> for k in address.keys():  
        print(k,":", address[k])
```

```
Wayne : Young 678  
John : Oakwood 345  
Mary : Kingston 564  
>>>
```

```
>>> for k in sorted(address.keys()):  
    print(k,":", address[k])
```

```
John : Oakwood 345  
Mary : Kingston 564  
Wayne : Young 678  
>>>
```



Copying Dictionaries and Lists

- The built-in **list** function will copy a list
- The dictionary has a method called **copy**

```
>>> l1 = [1]
>>> l2 = list(l1)
>>> l1[0] = 22
>>> l1
[22]
>>> l2
[1]
```

```
>>> d = {1 : 10}
>>> d2 = d.copy()
>>> d[1] = 22
>>> d
{1: 22}
>>> d2
{1: 10}
```



Data Type Summary

Integers: 2323, 3234L

Floating Point: 32.3, 3.1E2

Complex: 3 + 2j, 1j

Lists: l = [1,2,3]

Tuples: t = (1,2,3)

Dictionaries: d = {'hello' : 'there', 2 : 15}

- Lists, Tuples, and Dictionaries can store any type (including other lists, tuples, and dictionaries!)
- Only lists and dictionaries are mutable
- All variables are references

